




NAPKINS

Tailor-made  
for any need.

Each machine is  
engineered to specific  
needs of customers.

The best primary packaging in nature.  
Perfect, well stretched, ecological, customized.

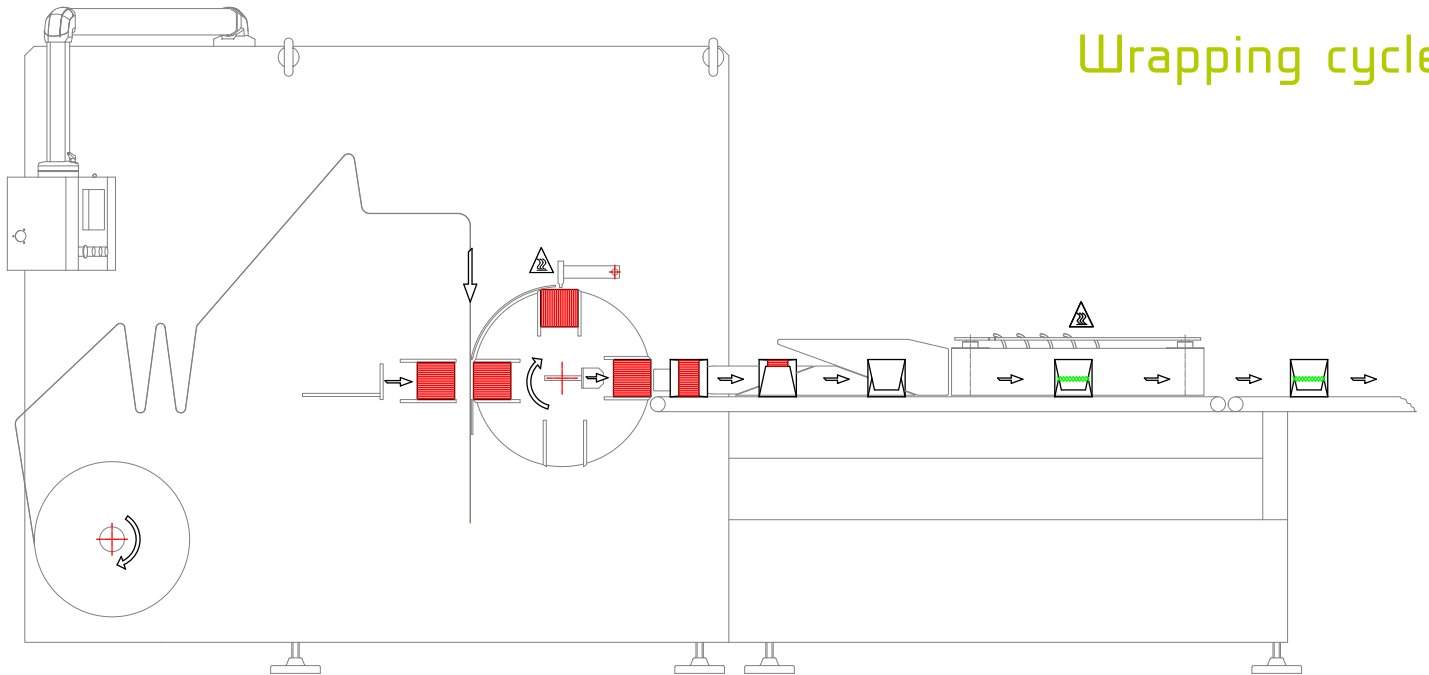
REVOLVING  
TECH



[cpscompany.it](http://cpscompany.it)

# Machine description

The operation of the CPS806 wrapper is completely automatic and includes, as standard, the feature and parts to wrap single stacks of tissue napkins. The napkins stacks are transferred from the folder into the machine infeed, which provide the timed transportation onto the top compression and pusher zone. At the same time, wrapping material is unwound, measured, cut, and placed in the wrapping section. The pusher transfers the stack compressed to meet the packaging material and into the carousel wrapping section. Overlap folding and sealing operations take place in two steps during the carousel rotation. The last carousel step simultaneously provides the tucking and format transfer to the sides' end folding and sealing. All motions and functions are controlled by the integrated machine logic.



## Wrapping cycle

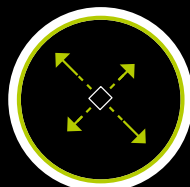
## Machine main features

The CPS806 wrapper is supplied, as standard, complete with:

- Any other kind of electric connection for the synchronization shall be checked with folder supplier (OPTIONAL)
- Wrapping material unwind group, with electronic system drive.
- Wrapping material transportation, measure, cutting and placement system for high-speed usage of thin thickness.
- Wrapping material centering and print registration system to ensure accurate art work position on the final package.
- Exclusive CPS carousel wrapping system for perfect control and transfer of product into the fold and sealing section.
- Driven bottom seal system in carousel station;
- Side folders
- Wrapped packs sealing & discharge section
- Electric cabinet integrated on machine body frame.
- One pack configuration is included within the quoted price.
- All safety guards, functions and systems in accordance with CE regulations.
- Machine hand: Right. Left optional
- Integrated "HMI" machine operation and management panel, which provides for:
  - ✓ Technical functions to be monitored, checked and adjusted for optimum performance.
  - ✓ Format parameters to be stored, adjusted and selected for ease of size changeovers.
  - ✓ The necessary trouble shooting and fault diagnostic data to be quickly and clearly presented.



COST SAVING



VERSATILE



SUSTAINABLE



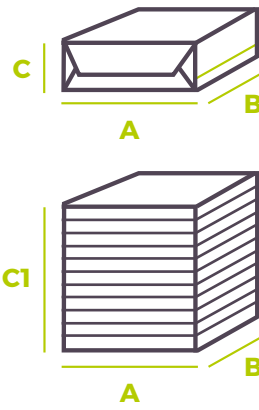
4.0 TECHNOLOGY

# Machine technical data

## Size range of packs

A = 80 mm - 210 mm  
B = 100 mm - 420 mm  
C = 25 mm - 120 mm

Maximum height of uncompressed product (C1)  
Up to 180 mm.



## Finished Pack dimensions

Rif	Pack Dimension mm	Speed p/min
A1	80 - 165	150
A2	166 - 210	100
B1	100 - 165	150
B2	166 - 250	130
B3	251 - 420	70
C1	25 - 70	150
C2	71 - 100	130
C3	101 - 120	100
Paper		70

## Change-over time

Max. 20-25 min.

## Print centring

± 2 mm

## Tolerances of the stacks from the folding machine

Length: +/- 1 mm  
Width: +/- 1 mm  
Height: compression must be from 15 to 40 mm

## Mechanical Speed

up to 170 cycles/min\*\*

## Manuals

One full set of parts, instructions, trouble shooting and manuals in English or following CE regulations, both in hard copy and CD.

## Wrapping material gauge

Polyethylene (PE): Approx. 28-32 my\*\*  
Polypropylene (PP): Approx. 25-30 my\*\*  
Maximum reel diameter: Up to 500 mm.  
Maximum reel width: Up to 570 mm.  
\*\*wrapping material to be approved by CPS

## Standard folding units ranges

(H1) 15 to 19mm  
(H2) 20 to 39mm  
(H3) 40 to 64mm  
(H4) 65 to 79mm  
(H5) 80 to 99mm  
(H6) 100 to 129mm

In relation to the dimensions of the final pack.

## Standard electrical supply

Main power: 380/400 Volts AC, 50/60 Hz.  
Control circuits: 24 Volts DC  
Installed power: 12 KVA  
Absorbed power: 9 KVA  
Air consumption: 250 NL/min  
Working pressure: 5/6 Bar (a lower pressure might affect the machine performances)

## Standard colour

RAL 7035 (white)


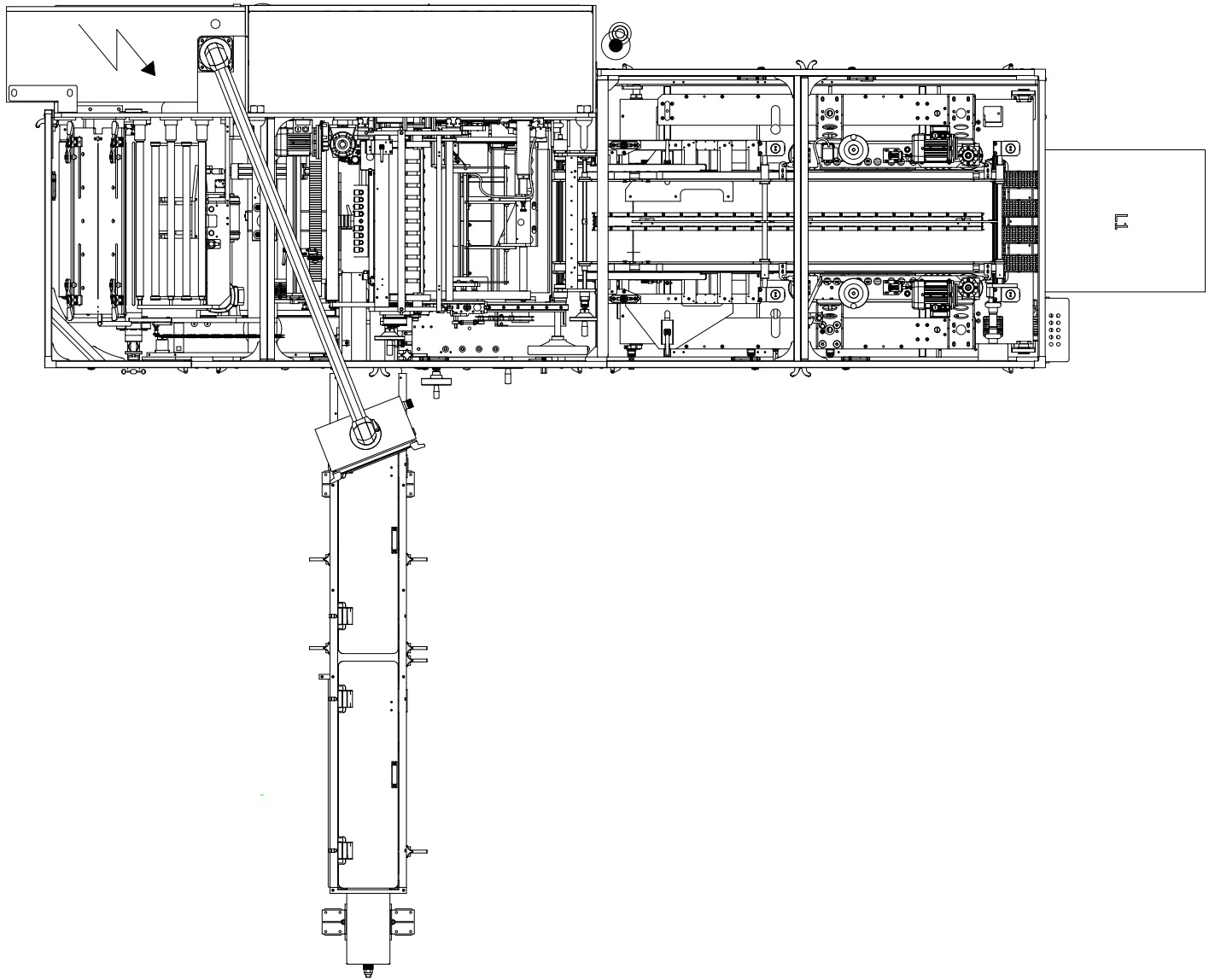
\*\*The actual production speed depends on the quality of the stacks coming from the folding machine, packaging material characteristics and final packs dimensions required. In case of order, we ask you kindly to inform us about the requested formats, under consideration that C1 corresponds to the uncompressed product height coming from the folding machine.

We also need to receive the relevant samples to be tested in at supplier factory. If the formats cannot be tested because of lack of samples or in case the given details are different from the real ones, they will only be included into the operator panel, but they will need to be tested during the machine installation with the charge of 4/6 working hours each format.




# CPS 806 SUGGESTED FLOOR PLAN

## Napkins



**RESEAL  
SYSTEM**



**EASY OPEN  
SYSTEM**